

# Cook

## Smarter, stylish solutions

Life is busy and time in demand. With family and friends to take care of, it goes without saying you need the help of reliable kitchen appliances. Kiwis turn to Parmco for efficient and stylish cooking solutions that provide greater control and flexibility. Our entire range of Parmco cooktops, ovens and free-standing stoves combine superb design, optimal energy efficiency and are backed with industry leading warranties. Trust Parmco to cook in your kitchen.



# Freestanding stoves

## Country Style Cookers



**CERAMIC 900  
FREESTANDING STOVE  
CS 900C-BLK**

900mm  
30L/66L/66L  
Electric



Bottom  
Left Oven

Top  
Oven Right  
Oven



**GAS 900  
FREESTANDING STOVE  
CS 900G-BLK**

900mm  
30L/66L/66L  
Electric



Bottom  
Left Oven

Top  
Oven Right  
Oven

These Country Style classic cookers are made in Europe and designed to provide a country style finish to your kiwi kitchen.

	CS 900C-BLK	CS 900G-BLK
<b>FUNCTIONS:</b>	***** *	***** *
<b>COOK TOP:</b>	Ceramic	Gas
<b>CAN BE JETTED FOR LPG OR NATURAL GAS:</b>		✓
<b>ELECTRICAL OUTLET REQUIRED:</b>	41 amp	17 amp
<b>UTILITY DRAWER:</b>		
<b>FLAME FAILURE SAFETY:</b>		✓
<b>DIGITAL TIMER:</b>	✓	✓
<b>TWIN FANS FOR FAST HEAT UP:</b>		
<b>CATALYTIC SELF-CLEANING PANELS:</b>	MAIN OVEN ONLY	MAIN OVEN ONLY

# Freestanding stoves

## Gas



**GAS 600  
FREESTANDING STOVE  
FS 600-GAS GAS**

600mm  
70L  
Gas Oven



**GAS 900  
FREESTANDING STOVE  
AR 900-GAS GAS-1**

900mm  
107L  
Gas Oven



### Cool Touch Door Technology

Fully ventilated doors, fully ventilated footstrip, glazed glass and advanced cooling combines to produce "cool touch door technology". Through this clever combination of design and functionality, the technology of Parmco's oven doors produces low door temperatures, making it safe for those little fingers.

	FS 600-GAS GAS	AR 900-GAS GAS-1
<b>FUNCTIONS:</b>	****	****
<b>COOK TOP:</b>	Gas burner	Gas burner
<b>CAN BE JETTED FOR LPG OR NATURAL GAS:</b>	✓	✓
<b>ELECTRICAL OUTLET REQUIRED:</b>	10 amp	10 amp
<b>COOL TOUCH DOOR TECHNOLOGY:</b>	✓	✓
<b>UTILITY DRAWER:</b>		✓
<b>FLAME FAILURE SAFETY:</b>	✓	✓
<b>DIGITAL TIMER:</b>		
<b>TWIN FANS FOR FAST HEAT UP:</b>		
<b>CATALYTIC SELF-CLEANING PANELS:</b>	✓	✓

# Freestanding stoves

## Ceramic



**CERAMIC TOP 600  
FREESTANDING STOVE  
FS600SC**

600mm  
76L  
Electric



**CERAMIC TOP 900  
FREESTANDING STOVE  
FS900SC**

900mm  
123L  
Electric



**CERAMIC TOP 600  
FREESTANDING STOVE  
FS600BC**

600mm  
76L  
Electric



	FS600SC	FS900SC	FS600BC
<b>FUNCTIONS:</b>	***** **	***** **	***** **
<b>COOK TOP:</b>	Ceramic	Ceramic	Ceramic
<b>CAN BE JETTED FOR LPG OR NATURAL GAS:</b>			
<b>ELECTRICAL OUTLET REQUIRED:</b>	32 amp	50 amp	32 amp
<b>COOL TOUCH DOOR TECHNOLOGY:</b>	✓	✓	✓
<b>UTILITY DRAWER:</b>	✓	✓	✓
<b>FLAME FAILURE SAFETY:</b>			
<b>DIGITAL TIMER:</b>	✓	✓	✓
<b>TWIN FANS FOR FAST HEAT UP:</b>		✓	✓
<b>CATALYTIC SELF-CLEANING PANELS:</b>	✓	✓	✓

# Freestanding stoves

## Combination



**COMBINATION 600  
FREESTANDING STOVE  
FS600SG**

600mm  
76L  
Electric



**COMBINATION 900  
FREESTANDING STOVE  
FS900SG**

900mm  
123L  
Electric



**COMBINATION 600  
FREESTANDING STOVE  
FS600WG / FS600BG**

600mm  
76L  
Electric



	FS600SG	FS900SG	FS600WG FS600BG
<b>FUNCTIONS:</b>	***** **	***** **	***** **
<b>COOK TOP:</b>	Gas burner	Gas burner	Gas burner
<b>CAN BE JETTED FOR LPG OR NATURAL GAS:</b>	✓	✓	✓
<b>ELECTRICAL OUTLET REQUIRED:</b>	15 amp	15 amp	15 amp
<b>COOL TOUCH DOOR TECHNOLOGY:</b>	✓	✓	✓
<b>UTILITY DRAWER:</b>	✓	✓	✓
<b>FLAME FAILURE SAFETY:</b>	✓	✓	✓
<b>DIGITAL TIMER:</b>	✓	✓	✓
<b>TWIN FANS FOR FAST HEAT UP:</b>		✓	✓
<b>CATALYTIC SELF-CLEANING PANELS:</b>	✓	✓	✓

# Freestanding stoves

## Combination



**COMBINATION 900 FREESTANDING STOVE ONE AND A HALF OVEN FS9S-5-3**

900mm  
70L/36L  
Electric



**COMBINATION OBSIDIAN 900 FREESTANDING STOVE FS900BG**

900mm  
123L  
Electric



	FS9S-5-3	FS900BG
<b>FUNCTIONS:</b>	***** ***/*****	***** **
<b>COOK TOP:</b>	Gas burner	Gas burner
<b>CAN BE JETTED FOR LPG OR NATURAL GAS:</b>	✓	✓
<b>ELECTRICAL OUTLET REQUIRED:</b>	20 amp	15 amp
<b>COOL TOUCH DOOR TECHNOLOGY:</b>	✓	✓
<b>UTILITY DRAWER:</b>	✓	✓
<b>FLAME FAILURE SAFETY:</b>	✓	✓
<b>DIGITAL TIMER:</b>	✓	✓
<b>TWIN FANS FOR FAST HEAT UP:</b>		✓
<b>CATALYTIC SELF-CLEANING PANELS:</b>	MAIN OVEN ONLY	✓



# Freestanding stoves

## 540mm / 600mm - Electric

# Freestanding stoves

## 540mm / 600mm - Ceramic



**ELECTRIC 600  
FREESTANDING STOVE  
FS60WP4**

600mm  
60L Oven  
Electric



**ELECTRIC 540  
FREESTANDING STOVE  
FS54R**

540mm  
70L/20L Oven/Grill  
Electric



Incorporated power plug



**ELECTRIC 600  
FREESTANDING STOVE  
FS60WR4 / FS60WR8**

600mm  
76L Oven  
Electric



Two Incorporated power plugs left and right



**CERAMIC 540  
FREESTANDING STOVE  
FS54CER**

540mm  
70L/20L Oven/Grill  
Electric



Incorporated power plug



**CERAMIC 600  
FREESTANDING STOVE  
FS60WC8**

600mm  
76L Oven  
Electric



Two Incorporated power plugs left and right




	FS60WP4	FS54R	FS60WR4 / FS60WR8
<b>FUNCTIONS:</b>	****	***** *	**** / ***** ***
<b>COOK TOP:</b>	Electric (Solid Plate)	Electric (radiant coil elements)	Electric (radiant coil elements)
<b>ELECTRICAL OUTLET REQUIRED:</b>	40 amp	32 amp	40 amp
<b>COOL TOUCH DOOR TECHNOLOGY:</b>	✓	✓	✓
<b>GRILL DRAWER:</b>		✓	
<b>UTILITY DRAWER:</b>	✓		✓
<b>DIGITAL TIMER:</b>			✓
<b>INTEGRATED SIDE PLUG:</b>		✓	✓ (Both Sides)
<b>ADJUSTABLE FEET:</b>			✓

	FS54CER	FS60WC8
<b>FUNCTIONS:</b>	***** *	***** ***
<b>COOK TOP:</b>	Ceramic	Ceramic
<b>ELECTRICAL OUTLET REQUIRED:</b>	32 amp	40 amp
<b>COOL TOUCH DOOR TECHNOLOGY:</b>	✓	✓
<b>GRILL DRAWER:</b>	✓	
<b>UTILITY DRAWER:</b>		✓
<b>DIGITAL TIMER:</b>		✓
<b>INTEGRATED SIDE PLUG:</b>	✓	✓ (Both Sides)
<b>ADJUSTABLE FEET:</b>		✓


# Freestanding stoves specs

## GAS

600mm Freestanding Gas Stove with 3 Gas & 1 Wok Burner  
**FS 600-GAS GAS**




900mm Freestanding Gas Stove with 4 Gas, 1 Wok Burner  
**AR 900-GAS GAS-1**




## CERAMIC

600mm Freestanding Stove with Ceramic Top  
**FS600SC / FS600BC**



900mm Freestanding Stove with Ceramic Top  
**FS900SC**




900mm Country Style Stove with Gas / Ceramic Top  
**CS 900C-BLK / CS 900G-BLK**




## COMBINATION


600mm Freestanding Stove with 3 Gas & 1 Wok Burner  
**FS600SG / FS600BG / FS600WG**



900mm Freestanding Stove with 4 Gas, 1 Wok Burner  
**FS900SG / FS900BG**

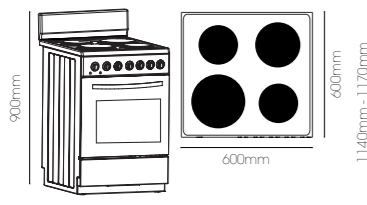


900mm Freestanding Stove 1 & a Half Door with 4 Gas, 1 Wok Burner  
**FS9S-5-3**

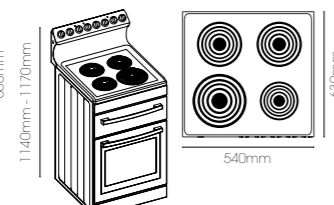


## CERAMIC / ELECTRIC


600mm Freestanding Stove  
**FS60WP4**



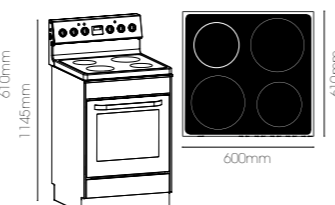
540mm Freestanding Stove  
**FS54R / FS54CER**



600mm Freestanding Stove  
**FS60WR4 / FS60WR8**



600mm Freestanding Stove  
**FS60WC8**



# Inbuilt Ovens

## Gas

Parmco ovens offer precise cooking control with excellent multi-functions, including fan forced, grilling and even catalytic self clean panels on selected models. And more importantly, all Parmco ovens have an **A class energy efficiency**.



**GAS INBUILT OVEN**  
**OV-1-6S-GAS**

600mm  
56L  
Gas (can be jetted for LPG/NG)



### What is European A-Level energy efficiency?

The European Energy Efficiency of the appliance is rated in terms of a set of energy efficiency classes from A to G, A being the most energy efficient, G the least efficient. This means that the appliance is using less energy to provide the same level of performance. All Parmco ovens have an A class energy efficiency. This is achieved by a new insulation system which ensures that the heat is kept in the oven. It also avoids overheating of the external surfaces, giving the ovens the extra benefit of having cool touch doors.

#### OV-1-6S-GAS

<b>FUNCTIONS:</b>	****
<b>ELECTRICAL OUTLET REQUIRED:</b>	15 amp
<b>TIMER:</b>	Mechanical
<b>FAN FORCED COOKING:</b>	
<b>COOL TOUCH DOOR TECHNOLOGY:</b>	✓
<b>TELESCOPIC RAILS:</b>	
<b>EUROPEAN A-LEVEL ENERGY EFFICIENCY:</b>	
<b>CHILD LOCK:</b>	
<b>TOUCH CONTROLS:</b>	
<b>CATALYTIC SELF-CLEANING PANELS:</b>	

# Inbuilt Ovens

## Specialty



**ELECTRIC TOUCH INBUILT OVEN**  
**PPOV-9S-48**

900mm  
105L  
Electric



**SIDE DOOR (Reversible door option) INBUILT OVEN**  
**PPOV-6S-SIDE-1**

600mm  
56L  
Electric



**ELECTRIC DOUBLE INBUILT OVEN**  
**PPOV-6S-DT-4**

600mm  
35L/59L  
Electric



#### PPOV-9S-48

#### PPOV-6S-SIDE-1

#### PPOV-6S-DT-4

<b>FUNCTIONS:</b>	*****	*****	*****
<b>ELECTRICAL OUTLET REQUIRED:</b>	15 amp	15 amp	20 amp
<b>TIMER:</b>	Digital touch	Digital touch	Digital touch
<b>FAN FORCED COOKING:</b>	✓	✓	✓
<b>COOL TOUCH DOOR TECHNOLOGY:</b>	✓	✓	✓
<b>TELESCOPIC RAILS:</b>			
<b>EUROPEAN A-LEVEL ENERGY EFFICIENCY:</b>	✓	✓	✓
<b>CHILD LOCK:</b>	✓		
<b>TOUCH CONTROLS:</b>	✓		
<b>CATALYTIC SELF-CLEANING PANELS:</b>	✓		MAIN OVEN ONLY

# Inbuilt Ovens

## Premium Electric



**ELECTRIC PYROLYTIC  
INBUILT OVEN  
PPOV-6S-PYRO-2**

600mm  
76L  
Electric



### What is a Pyrolytic oven?

This is the oven you have to have in your kitchen. The PPOV-6S-PYRO-2 in stainless steel trim is 600mm wide and comes with digital touch control, quadglaze cool touch door and child safety lock. The PPOV-6S-PYRO-2 has twelve cooking functions including the pyrolytic cleaning mode.

When the pyrolytic function is selected the oven door locks and temperatures reach up to 430 degrees! All the grease and fats burnt to a crisp for you to simply wipe the inside of the oven.

### 76L Capacity Ovens

With Parmco's new 60cm built-in ovens providing a huge 76L usable capacity, you can fit a family size roast or any other large dish. Bright lights combined with the large viewing window on the outer door, allow you to clearly see what's going on in the oven. Finished in stunning black glass with stainless steel edges, this range creates a classic yet modern array of designs to match your kitchen. Plus, with the touch control panel and easy to read display, you have all functions under your control!

	PPOV-6S-PYRO-2
<b>FUNCTIONS:</b>	***** **
<b>ELECTRICAL OUTLET REQUIRED:</b>	15 amp
<b>TIMER:</b>	Digital touch
<b>FAN FORCED COOKING:</b>	✓
<b>COOL TOUCH DOOR TECHNOLOGY:</b>	✓
<b>TELESCOPIC RAILS:</b>	✓
<b>EUROPEAN A-LEVEL ENERGY EFFICIENCY:</b>	✓
<b>CHILD LOCK:</b>	✓
<b>TOUCH CONTROLS:</b>	✓
<b>CATALYTIC SELF-CLEANING PANELS:</b>	✓
<b>PYROLYTIC FUNCTION:</b>	✓

# Inbuilt Ovens

## Electric



**ELECTRIC 5 SERIES  
INBUILT OVEN  
OX-1-6S-5**

600mm  
58L  
Electric



**ELECTRIC 8 SERIES  
INBUILT OVEN  
OX-1-6S-8**

600mm  
58L  
Electric



	OX-1-6S-5	OX-1-6S-8
<b>FUNCTIONS:</b>	*****	***** **
<b>ELECTRICAL OUTLET REQUIRED:</b>	15 amp	15 amp
<b>TIMER:</b>	Mechanical	Digital
<b>FAN FORCED COOKING:</b>	✓	✓
<b>COOL TOUCH DOOR TECHNOLOGY:</b>	✓	✓
<b>TELESCOPIC RAILS:</b>	✓	✓
<b>EUROPEAN A-LEVEL ENERGY EFFICIENCY:</b>	✓	✓
<b>CHILD LOCK:</b>	✓	✓
<b>TOUCH CONTROLS:</b>	✓	✓
<b>CATALYTIC SELF-CLEANING PANELS:</b>	✓	✓
<b>PYROLYTIC FUNCTION:</b>	✓	✓



# Inbuilt Ovens

## Electric - 5 Function



**ELECTRIC 5 SERIES PUSH  
BUTTON INBUILT OVEN  
OX7-2-6S-5-1**

600mm  
76L  
Electric



**ELECTRIC 5 SERIES  
INBUILT OVEN  
OX7-3-6S-5-1**

600mm  
76L  
Electric



**ELECTRIC 5 SERIES  
INBUILT OVEN  
OX7-6-6S-5-1**

600mm  
76L  
Electric



	OX7-2-6S-5-1	OX7-3-6S-5-1	OX7-6-6S-5-1
<b>FUNCTIONS:</b>	*****	*****	*****
<b>OVEN TYPE:</b>	Electric	Electric	Electric
<b>ELECTRICAL OUTLET REQUIRED:</b>	15 amp	15 amp	15 amp
<b>TIMER:</b>	Mechanical	Mechanical	Mechanical
<b>FAN FORCED COOKING:</b>	✓	✓	✓
<b>COOL TOUCH DOOR TECHNOLOGY:</b>	✓	✓	✓
<b>TELESCOPIC RAILS:</b>			
<b>EUROPEAN A-LEVEL ENERGY EFFICIENCY:</b>	✓	✓	✓
<b>CHILD LOCK:</b>			
<b>TOUCH CONTROLS:</b>			
<b>CATALYTIC SELF-CLEANING PANELS:</b>			
<b>PYROLYTIC FUNCTION:</b>			

# Inbuilt Ovens

## Electric - 8 Function



**ELECTRIC 8 SERIES PUSH  
BUTTON INBUILT OVEN  
OX7-2-6S-8-1**

600mm  
76L  
Electric



**ELECTRIC 8 SERIES  
INBUILT OVEN  
OX7-3-6S-8-1**

600mm  
76L  
Electric



**ELECTRIC 8 SERIES  
INBUILT OVEN  
OX7-6-6S-8-1**

600mm  
76L  
Electric



	OX7-2-6S-8-1	OX7-3-6S-8-1	OX7-6-6S-8-1
<b>FUNCTIONS:</b>	***** **	***** **	***** **
<b>OVEN TYPE:</b>	Electric	Electric	Electric
<b>ELECTRICAL OUTLET REQUIRED:</b>	15 amp	15 amp	15 amp
<b>TIMER:</b>	Digital touch	Digital touch	Digital touch
<b>FAN FORCED COOKING:</b>	✓	✓	✓
<b>COOL TOUCH DOOR TECHNOLOGY:</b>	✓	✓	✓
<b>TELESCOPIC RAILS:</b>			
<b>EUROPEAN A-LEVEL ENERGY EFFICIENCY:</b>	✓	✓	✓
<b>CHILD LOCK:</b>			
<b>TOUCH CONTROLS:</b>			
<b>CATALYTIC SELF-CLEANING PANELS:</b>	✓	✓	✓
<b>PYROLYTIC FUNCTION:</b>			

# Inbuilt Ovens

## Full Colour Glass



**ELECTRIC 5 SERIES  
INBUILT OVEN  
OX7-4-6W-5-1**

600mm  
76L  
Electric



**ELECTRIC 8 SERIES  
INBUILT OVEN  
OX7-4-6W-8-1**

600mm  
76L  
Electric



**ELECTRIC 8 SERIES  
INBUILT OVEN  
OX7-4-6B-8-1**

600mm  
76L  
Electric

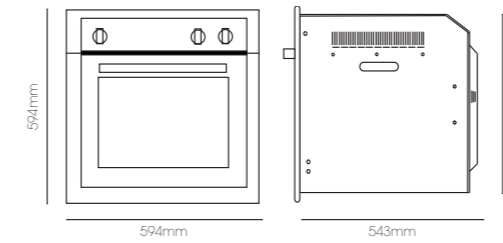


	OX7-4-6W-5-1	OX7-4-6W-8-1	OX7-4-6B-8-1
<b>FUNCTIONS:</b>	*****	***** ***	***** **
<b>OVEN TYPE:</b>	Electric	Electric	Electric
<b>ELECTRICAL OUTLET REQUIRED:</b>	15 amp	15 amp	15 amp
<b>TIMER:</b>	Mechanical	Digital touch	Digital touch
<b>FAN FORCED COOKING:</b>	✓	✓	✓
<b>COOL TOUCH DOOR TECHNOLOGY:</b>	✓	✓	✓
<b>TELESCOPIC RAILS:</b>			
<b>EUROPEAN A-LEVEL ENERGY EFFICIENCY:</b>	✓	✓	✓
<b>CHILD LOCK:</b>			
<b>TOUCH CONTROLS:</b>			
<b>CATALYTIC SELF-CLEANING PANELS:</b>		✓	✓
<b>PYROLYTIC FUNCTION:</b>			

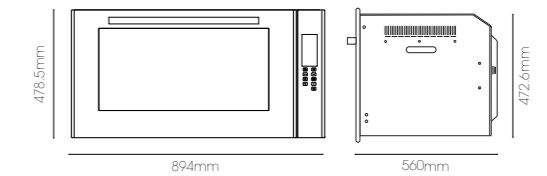
# Inbuilt ovens specs

## ELECTRIC AND GAS

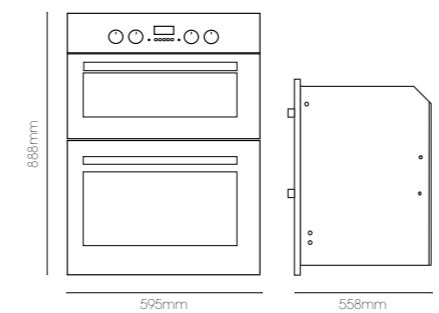
4 Function Gas Inbuilt Oven  
**OV-1-6S-GAS**



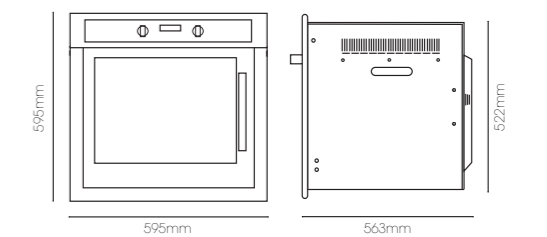
10 Function, 900mm Electric Touch Inbuilt Oven  
**PPOV-9S-48**



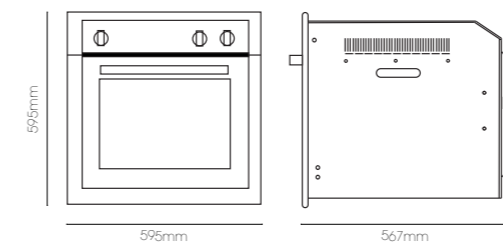
7+4 Function Electric Double Inbuilt Oven  
**PPOV-6S-DT-4**



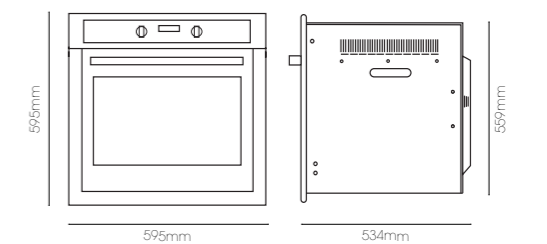
7 Function Electric Side Door Oven  
**PPOV-6S-SIDE-1**



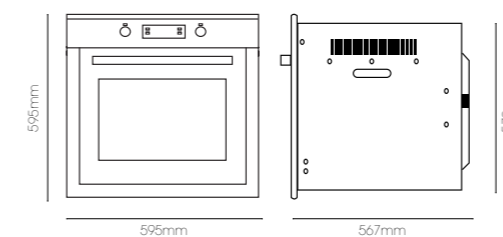
12 Function Electric Pyrolytic Inbuilt Oven  
**PPOV-6S-PYRO-2**



5 & 8 Function Electric Inbuilt Oven (58L)  
**OX-1-6S-5, OX-1-6S-8**



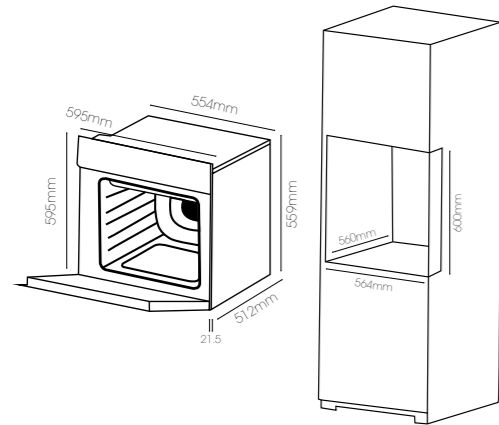
5 and 8 Function Electric Inbuilt Oven (76L)  
**OX7-2-6S-5-1, OX7-2-6S-8-1, OX7-3-6S-5-1,  
OX7-3-6S-8-1, OX7-4-6B-8-1, OX7-4-6W-5-1  
OX7-4-6W-8-1, OX7-6-6S-5-1, OX7-6-6S-8-1**



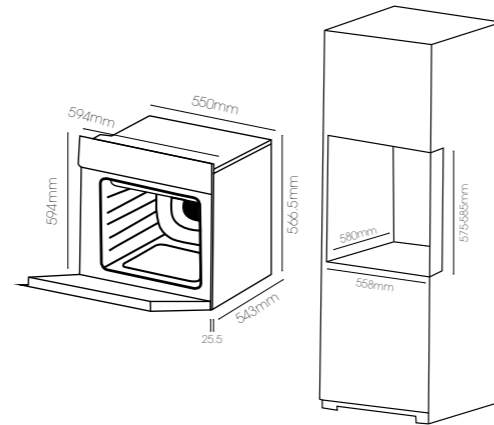
# Installation requirements

## OX & OV OVEN MODEL

OX-1-6S-5  
OX-1-6S-8

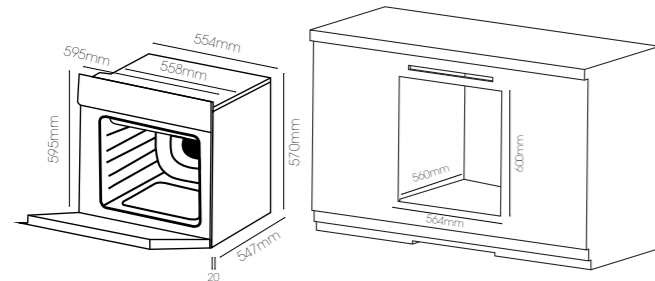


OV-1-6S-GAS

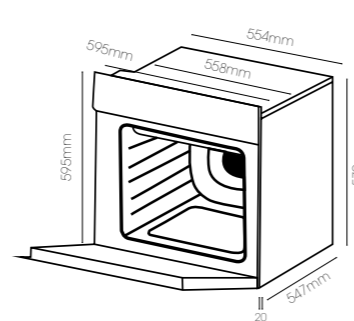


## PPOV & OX7 OVEN MODEL

PPOV-6S-PYRO-2

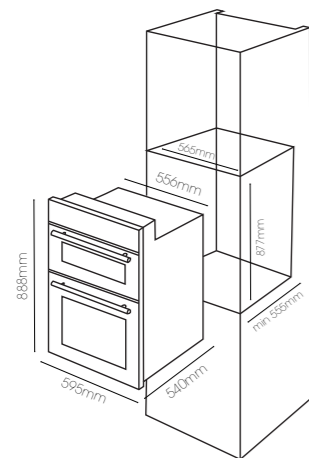


OX7-2-6S-5-1, OX7-2-6S-8-1, OX7-4-6B-8-1  
OX7-3-6S-5-1 OX7-3-6S-8-1, OX7-4-6W-5-1  
OX7-4-6W-8-1 OX7-6-6S-5-1, OX7-6-6S-8-1

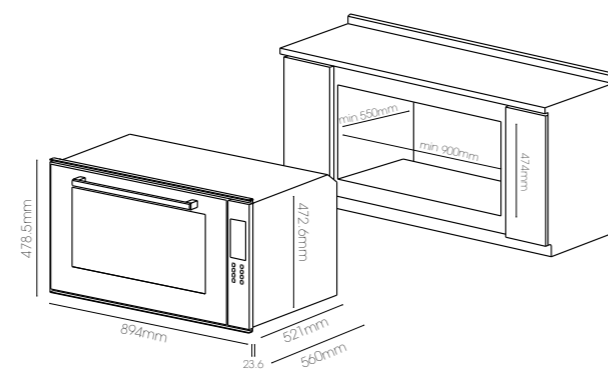


## PPOV OVEN MODEL

PPOV-6S-DT-4



PPOV-9S-48



# Cooktops

## Gas



**GAS COOK TOP**  
HO-1-2S-2G / HO-1-6S-3GW / HO-1-6W-3GW

300mm, 600mm  
Gas Hob



**GAS POWER BURNER COOK TOP**  
HO-6-6S-3GW / HO-6-77S-4GW / HO-6-9S-4GW

600mm, 770mm, 900mm  
Gas Hob



HO-1-2S-2G  
HO-1-6S-3GW  
HO-1-6W-3GW

HO-6-6S-3GW  
HO-6-77S-4GW  
HO-6-9S-4GW

	10 amp	10 amp
POWER SETTINGS:		
HEAT INDICATORS:		
ELECTRICAL OUTLET REQUIRED:	10 amp	10 amp
EASY CLEAN SURFACE:	✓	✓
AUTOMATIC IGNITION:	✓	✓
FLAME FAILURE SAFETY:	✓	✓
CAN BE JETTED FOR LPG OR NATURAL GAS:	✓	✓
POWERFUL 5.1KW WOK BURNER:		✓
LOW PROFILE DESIGN:		✓

## Gas Cooktops

All gas cooktops are supplied jetted for natural gas. LPG conversion kits are supplied with all gas appliances.

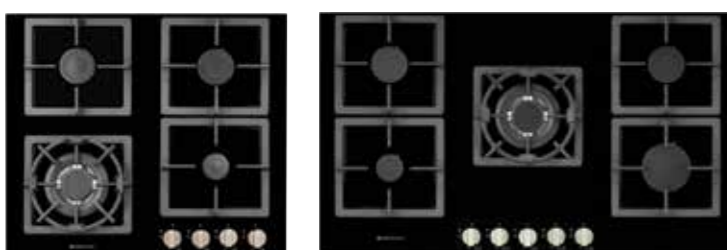
# Cooktops

## Gas



**GAS LOW PROFILE COOK TOP**  
HO-2-6S-4G / HO-2-9S-4GW

600mm, 900mm  
Gas Hob



**GAS BLACK GLASS COOK TOP**  
HO-7-6G-3GW / HO-7-9G-4GW


600mm, 900mm  
Gas Hob



	HO-2-6S-4G HO-2-9S-4GW*	HO-7-6G-3GW* HO-7-9G-4GW*
<b>POWER SETTINGS:</b>		
<b>HEAT INDICATORS:</b>		
<b>ELECTRICAL OUTLET REQUIRED:</b>	10 amp	10 amp
<b>EASY CLEAN SURFACE:</b>	✓	✓
<b>AUTOMATIC IGNITION:</b>	✓	✓
<b>FLAME FAILURE SAFETY:</b>	✓	✓
<b>CAN BE JETTED FOR LPG OR NATURAL GAS:</b>	✓	✓
<b>WOK ADAPTOR SUPPLIED*:</b>	✓	✓
<b>LOW PROFILE DESIGN:</b>	✓	✓

# Cooktops

## Ceramic



**CERAMIC COOK TOP**  
HX-1-6S-CER / HX-1-6NF-CER

600mm  
Ceramic Hob



**CERAMIC TOUCH COOK TOP**  
HX-2-2NF-CER-T / HX-2-6S-CER-T / HX-2-6NF-CER-T / HX-2-75NF-CER-T / HX-2-9NF-CER-T

300mm, 600mm, 750mm, 900mm  
Ceramic Hob



	HX-1-6S-CER HX-1-6NF-CER	HX-2-2NF-CER-T HX-2-6NF-CER-T / HX-2-6S-CER-T HX-2-75NF-CER-T HX-2-9NF-CER-T
<b>POWER SETTINGS:</b>	*****	*****
<b>CONTROL TYPE:</b>	Knob	Touch
<b>ELECTRICAL OUTLET REQUIRED:</b>	25 amp	15 amp / 25 amp / 32 amp / 32 amp
<b>HEAT INDICATORS:</b>	✓	✓
<b>EXCESSIVE HEAT PROTECTION:</b>	✓	✓
<b>EASY CLEAN SURFACE:</b>	✓	✓
<b>CHILD LOCK:</b>		✓
<b>TIMER FUNCTION:</b>		✓
<b>BOOST FUNCTION:</b>		

# Cooktops

## Induction



**INDUCTION COOK TOP  
HX-2-2NF-INDUCT**

300mm  
Induction



### Induction Cooktops

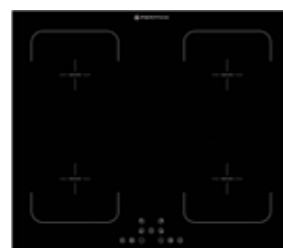
Induction cooking works by using magnetic energy to heat the pot or pan. Put simply, the pot becomes the element. Induction cooking provides instant heat, precise heat control and very efficient energy consumption.

The latest technology of zoneless induction cooking allows you to place pots of various sizes anywhere within the zones and the cooktop will automatically recognise the pot.



**INDUCTION COOK TOP  
HX-2-6NF-INDUCT**

600mm  
Induction



**INDUCTION ZONELESS COOK TOP  
HX-2-6NF-ZLIND**

600mm  
Zoneless Induction



**INDUCTION 5 ZONE COOK TOP  
HX-2-9NF-INDUCT**

900mm  
Induction



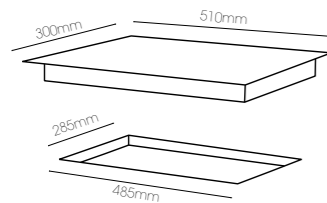
	HX-2-2NF-INDUCT	HX-2-6NF-INDUCT*	HX-2-9NF-INDUCT
POWER SETTINGS:	*****	*****	*****
CONTROL TYPE:	Touch	Touch	Touch
ELECTRICAL OUTLET REQUIRED:	15 amp	25 amp	32 amp
HEAT INDICATORS:	✓	✓	✓
EXCESSIVE HEAT PROTECTION:	✓	✓	✓
EASY CLEAN SURFACE:	✓	✓	✓
CHILD LOCK:	✓	✓	✓
TIMER FUNCTION:	✓	✓	✓
BOOST FUNCTION*:		✓*	



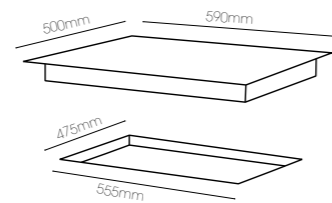
# Cooktops specifications

## GAS

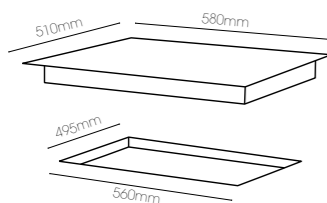
300mm Stainless Steel  
2 Gas Burner Domino Hob  
**HO-1-2S-2G**



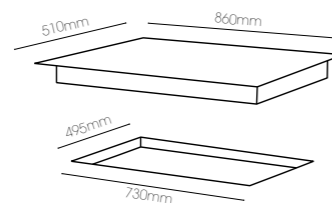
600mm Stainless Steel/White  
3 Gas & 1 Wok Burner Hob  
**HO-1-6S-3GW / HO-1-6W-3GW**



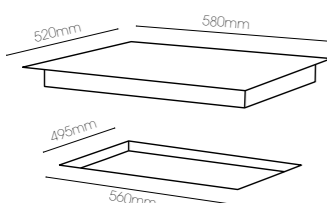
600mm Stainless Steel Low Profile  
4 Gas Burner Hob  
**HO-2-6S-4G**



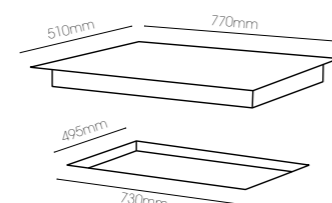
900mm Stainless Steel Low Profile  
4 Gas & 1 Wok Burner Hob  
**HO-2-9S-4GW**



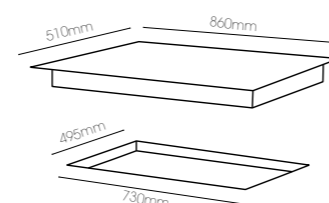
600mm Stainless Steel  
3 Gas & 1 Wok Burner Hob  
**HO-6-6S-3GW**



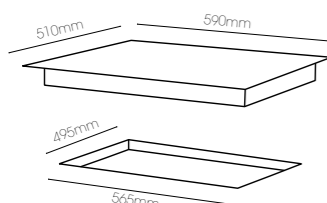
770mm Stainless Steel  
4 Gas & 1 Wok Burner Hob  
**HO-6-77S-4GW**



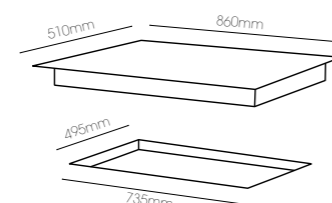
900mm Stainless Steel  
4 Gas & 1 Wok Burner Hob  
**HO-6-9S-4GW**



600mm Black Glass  
3 Gas & 1 Wok Burner Hob  
**HO-7-6G-3GW**

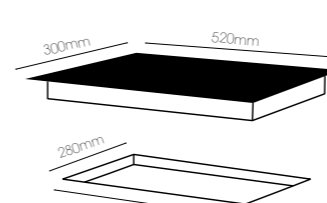


900mm Black Glass  
4 Gas & 1 Wok Burner Hob  
**HO-7-9G-4GW**

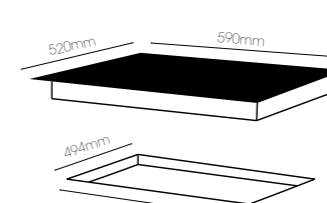


## CERAMIC

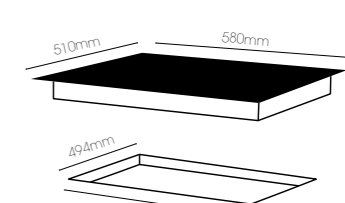
Ceramic Domino Hob  
with Touch Controls  
**HX-2-2NF-CER-T**



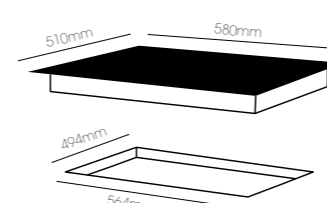
600mm Ceramic Hob  
Stainless Steel frame  
**HX-1-6S-CER / HX-2-6S-CER-T**



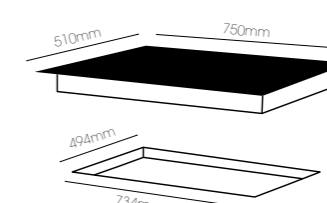
600mm Frameless  
Ceramic Hob  
**HX-1-6NF-CER**



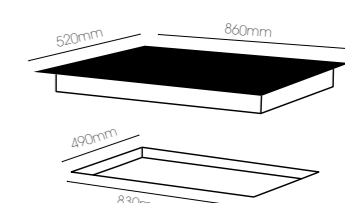
600mm Frameless Ceramic Hob  
with Touch Controls  
**HX-2-6NF-CER-T**



750mm Frameless Ceramic Hob  
with Touch Controls  
**HX-2-75NF-CER-T**

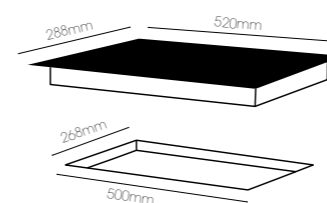


900mm Frameless Ceramic Hob  
with Touch Controls  
**HX-2-9NF-CER-T**

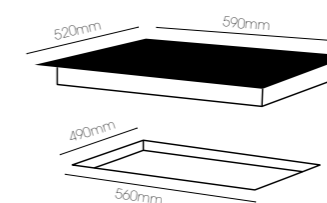


## INDUCTION

300mm Frameless Induction Hob  
with Touch Controls  
**HX-2-2NF-INDUCT**



600mm Frameless Induction Hob  
with Touch Controls.  
\*Zoneless Version  
**HX-2-6NF-INDUCT  
HX-2-6NF-ZLIND\***



900mm Frameless Induction Hob  
with Touch Controls  
**HX-2-9NF-INDUCT**

